

Pirelli Portuguese Round, 9-11 August 2024

Results Free Practice 2nd Session

No.	Rider	Nat	Team	Bike	Class	Time	Gap	Rel.	Laps	Speed	
										Avg	Max
1	9 D. PETRUCCI	ITA	Barni Spark Racing Team	Ducati Panigale V4R	IND	1'40.681			17	164,194	308,7
2	1 A. BAUTISTA	ESP	Aruba.it Racing - Ducati	Ducati Panigale V4R		1'40.704	0.023	0.023	13	164,156	312,3
3	54 T. RAZGATLIOGLU	TUR	ROKIT BMW Motorrad WorldSBK Team	BMW M1000 RR		1'40.783	0.102	0.079	15	164,028	314,1
4	11 N. BULEGA	ITA	Aruba.it Racing - Ducati	Ducati Panigale V4R		1'40.811	0.130	0.028	15	163,982	309,6
5	77 D. AEGERTER	SUI	GYTR GRT Yamaha WorldSBK Team	Yamaha YZF R1		1'40.821	0.140	0.010	21	163,966	307,8
6	65 J. REA	GBR	Pata Prometeon Yamaha	Yamaha YZF R1		1'40.936	0.255	0.115	19	163,779	310,5
7	60 M. VAN DER MARK	NED	ROKIT BMW Motorrad WorldSBK Team	BMW M1000 RR		1'40.995	0.314	0.059	17	163,683	311,4
8	31 G. GERLOFF	USA	Bonovo Action BMW	BMW M1000 RR		1'41.070	0.389	0.075	14	163,562	307,8
9	22 A. LOWES	GBR	Kawasaki Racing Team WorldSBK	Kawasaki ZX-10RR		1'41.073	0.392	0.003	20	163,557	308,7
10	21 M. RINALDI	ITA	Team Motocorsa Racing	Ducati Panigale V4R	IND	1'41.099	0.418	0.026	14	163,515	307,8
11	97 X. VIERGE	ESP	Team HRC	Honda CBR1000 RR-R		1'41.112	0.431	0.013	16	163,494	310,5
12	7 I. LECUONA	ESP	Team HRC	Honda CBR1000 RR-R		1'41.119	0.438	0.007	15	163,483	308,7
13	45 S. REDDING	GBR	Bonovo Action BMW	BMW M1000 RR		1'41.268	0.587	0.149	16	163,242	307,0
14	47 A. BASSANI	ITA	Kawasaki Racing Team WorldSBK	Kawasaki ZX-10RR		1'41.391	0.710	0.123	17	163,044	305,2
15	29 A. IANNONE	ITA	Team GoEleven	Ducati Panigale V4R	IND	1'41.407	0.726	0.016	18	163,018	307,0
16	53 T. RABAT	ESP	Kawasaki Pucetti Racing	Kawasaki ZX-10RR	IND	1'41.424	0.743	0.017	17	162,991	304,4
17	55 A. LOCATELLI	ITA	Pata Prometeon Yamaha	Yamaha YZF R1		1'41.438	0.757	0.014	12	162,969	303,5
18	87 R. GARDNER	AUS	GYTR GRT Yamaha WorldSBK Team	Yamaha YZF R1		1'41.644	0.963	0.206	8	162,638	299,3
19	28 B. RAY	GBR	Yamaha Motoxrcing WorldSBK Team	Yamaha YZF R1	IND	1'41.833	1.152	0.189	15	162,336	303,5
20	10 H. SYHRIN	MAS	JDT Racing Team	Ducati Panigale V4R	IND	1'43.132	2.451	1.299	10	160,292	302,7
21	5 P. OETTL	GER	GMT94 Yamaha	Yamaha YZF R1	IND	1'43.293	2.612	0.161	20	160,042	300,2
22	75 I. LOPES	POR	PETRONAS MIE Racing Honda	Honda CBR1000 RR-R	IND	1'43.510	2.829	0.217	18	159,706	303,5
23	27 A. NORRODIN	MAS	PETRONAS MIE Racing Honda	Honda CBR1000 RR-R	IND	1'43.958	3.277	0.448	17	159,018	301,8

Qualifying Lap Time (105% of 1'40.681): 1'45.716

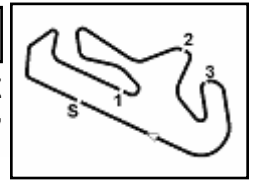
AIR	Humidity:	29%	Temp:	32°C
TRACK	Condition:	Dry	Temp:	37°C

Records	Pole	(SP)	2022 J.Rea	1'39.610	165,960	Km/h
	Race	(SPRC)	2023 T.Razgatlioglu	1'39.826	165,600	Km/h
	All Times	(SP)	2022 J.Rea	1'39.610	165,960	Km/h

Start 09/08/2024 18:00 End 18:47 The results are provisional until the end of the time limit for protests and appeals and the completion of the technical checks.

These data/results cannot be reproduced, stored and/or transmitted in whole or in part by any manner of electronic, mechanical, photocopying, recording, broadcasting or otherwise now known or herein after developed without the previous express consent by the copyright owner, except for reproduction in daily press and regular printed publications on sale to the public within 60 days of the event related to those data/results and always provided that copyright symbol appears together as follows below.

© DORNA WSBK ORGANIZATION Srl 2024



Pirelli Portuguese Round, 9-11 August 2024
Results Free Practice 2nd Session

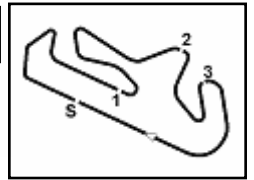
Session Highlights

Local Time	No. Rider	Description
18.00.00		Start of Session
18.00.14		WorldSBK Pit Intervention Time: 1min 35secs
18.06.30	31 G. GERLOFF	#31 Stopped with Technical Problem - Turn 5
18.06.37	55 A. LOCATELLI	#55 Crashed - Turn 5
18.10.29	22 A. LOWES	#22 Lap Time Cancelled [1'41.423] - Yellow Flag - Turn 5
18.10.32	47 A. BASSANI	#47 Lap Time Cancelled [1'41.574] - Yellow Flag - Turn 5
18.10.35	11 N. BULEGA	#11 Lap Time Cancelled [1'42.523] - Yellow Flag - Turn 5
18.10.38	29 A. IANNONE	#29 Lap Time Cancelled [1'42.433] - Yellow Flag - Turn 5
18.10.41	10 H. SYAHRIN	#10 Lap Time Cancelled [1'43.179] - Yellow Flag - Turn 5
18.10.44	60 M. VAN DER MARK	#60 Lap Time Cancelled [1'41.915] - Yellow Flag - Turn 5
18.10.47	54 T. RAZGATLIOGLU	#54 Lap Time Cancelled [1'42.531] - Yellow Flag - Turn 5
18.10.50	9 D. PETRUCCI	#9 Lap Time Cancelled [1'41.587] - Yellow Flag - Turn 5
18.10.53	53 T. RABAT	#53 Lap Time Cancelled [1'42.478] - Yellow Flag - Turn 5
18.10.56	5 P. OETTL	#5 Lap Time Cancelled [1'44.038] - Yellow Flag - Turn 5
18.10.59	7 I. LECUONA	#7 Lap Time Cancelled [1'42.073] - Yellow Flag - Turn 5
18.11.02	97 X. VIERGE	#97 Lap Time Cancelled [1'42.033] - Yellow Flag - Turn 5
18.11.05	45 S. REDDING	#45 Lap Time Cancelled [1'55.374] - Yellow Flag - Turn 5
18.11.08	28 B. RAY	#28 Lap Time Cancelled [1'50.679] - Yellow Flag - Turn 5
18.11.11	1 A. BAUTISTA	#1 Lap Time Cancelled [1'41.701] - Yellow Flag - Turn 5
18.11.14	77 D. AEGERTER	#77 Lap Time Cancelled [1'41.824] - Yellow Flag - Turn 5
18.11.17	75 I. LOPES	#75 Lap Time Cancelled [1'44.167] - Yellow Flag - Turn 5
18.11.20	45 S. REDDING	#45 Lap Time Cancelled [1'55.374] - Yellow Flag - Turn 5
18.11.23	65 J. REA	#65 Lap Time Cancelled [1'46.651] - Yellow Flag - Turn 5
18.11.26	87 R. GARDNER	#87 Lap Time Cancelled [2'09.566] - Yellow Flag - Turn 5
18.11.29	27 A. NORRODIN	#27 Lap Time Cancelled [1'47.115] - Yellow Flag - Turn 5
18.11.32	21 M. RINALDI	#21 Lap Time Cancelled [1'42.244] - Yellow Flag - Turn 5
18.11.48	53 T. RABAT	#53 On Asphalt - Rejoined - Turn 5
18.18.09	7 I. LECUONA	#7 On Asphalt - Rejoined - Turn 5
18.22.53	87 R. GARDNER	#87 Must immediately leave the track - Technical Problem
18.23.12	87 R. GARDNER	#87 Stopped with Technical Problem - Turn 3
18.28.05	54 T. RAZGATLIOGLU	#54 On the Gravel - Rejoined - Turn 11
18.33.36	28 B. RAY	#28 Racelink GPS doesnt work - fix it for FP3
18.35.52	54 T. RAZGATLIOGLU	#54 Must immediately leave the track - Technical Problem
18.37.22	21 M. RINALDI	#21 Crashed - Turn 13
18.40.04	22 A. LOWES	#22 On Asphalt - Rejoined - Turn 1
18.40.26	1 A. BAUTISTA	#1 Crashed - Turn 10
18.40.53	60 M. VAN DER MARK	#60 Lap Time Cancelled [5'55.188] - Yellow Flag - Turn 13
18.40.57	22 A. LOWES	#22 Lap Time Cancelled [11'00.237] - Yellow Flag - Turn 13
18.40.59	65 J. REA	#65 Lap Time Cancelled [5'40.471] - Yellow Flag - Turn 13
18.41.02	77 D. AEGERTER	#77 Lap Time Cancelled [1'42.715] - Yellow Flag - Turn 13
18.44.01	22 A. LOWES	#22 Lap Time Cancelled [1'50.133] - Yellow Flag - Turn 10-11
18.44.04	60 M. VAN DER MARK	#60 Lap Time Cancelled [1'49.877] - Yellow Flag - Turn 10-11
18.44.07	77 D. AEGERTER	#77 Lap Time Cancelled [1'50.974] - Yellow Flag - Turn 10-11
18.44.10	31 G. GERLOFF	#31 Lap Time Cancelled [1'40.870] - Yellow Flag - Turn 10-11
18.44.13	7 I. LECUONA	#7 Lap Time Cancelled [1'48.874] - Yellow Flag - Turn 10-11
18.44.16	45 S. REDDING	#45 Lap Time Cancelled [1'42.061] - Yellow Flag - Turn 10-11
18.44.19	75 I. LOPES	#75 Lap Time Cancelled [1'45.215] - Yellow Flag - Turn 10-11
18.44.22	5 P. OETTL	#5 Lap Time Cancelled [1'43.863] - Yellow Flag - Turn 10-11
18.44.25	27 A. NORRODIN	#27 Lap Time Cancelled [1'44.298] - Yellow Flag - Turn 10-11
18.44.28	11 N. BULEGA	#11 Lap Time Cancelled [4'43.581] - Yellow Flag - Turn 10-11
18.47.39		End of Session

Start 18:00 End 18:47 The results are provisional until the end of the time limit for protests and appeals and the completion of the technical checks.

These data/results cannot be reproduced, stored and/or transmitted in whole or in part by any manner of electronic, mechanical, photocopying, recording, broadcasting or otherwise now known or herein after developed without the previous express consent by the copyright owner, except for reproduction in daily press and regular printed publications on sale to the public within 60 days of the event related to those data/results and always provided that copyright symbol appears together as follows below.

© DORNA WSBK ORGANIZATION Srl 2024



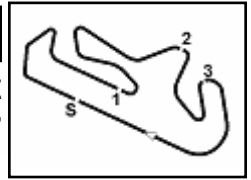
Fastest Laps Sequence

No.	Rider	Nat	Team	Bike	Local Time	Time	Gap	Avg
31	G. GERLOFF	USA	Bonovo Action BMW	BMW M 1000 RR	18:03'41.037	1'43.391		159,890
7	I. LECUONA	ESP	Team HRC	Honda CBR1000 RR-R	18:03'45.674	1'42.027	-1.364	162,028
60	M. VAN DER MARK	NED	ROKiT BMW Motorrad WorldSBK Team	BMW M 1000 RR	18:03'46.455	1'41.733	-0.294	162,496
9	D. PETRUCCI	ITA	Barni Spark Racing Team	Ducati Panigale V4R	18:03'50.990	1'41.151	-0.582	163,431
54	T. RAZGATLIOGLU	TUR	ROKiT BMW Motorrad WorldSBK Team	BMW M 1000 RR	18:03'51.893	1'41.037	-0.114	163,615
9	D. PETRUCCI	ITA	Barni Spark Racing Team	Ducati Panigale V4R	18:07'14.819	1'40.796	-0.241	164,007
54	T. RAZGATLIOGLU	TUR	ROKiT BMW Motorrad WorldSBK Team	BMW M 1000 RR	18:30'34.435	1'40.783	-0.013	164,028
9	D. PETRUCCI	ITA	Barni Spark Racing Team	Ducati Panigale V4R	18:39'06.531	1'40.681	-0.102	164,194

Start 18:00 End 18:47 The results are provisional until the end of the time limit for protests and appeals and the completion of the technical checks.

These data/results cannot be reproduced, stored and/or transmitted in whole or in part by any manner of electronic, mechanical, photocopying, recording, broadcasting or otherwise now known or herein after developed without the previous express consent by the copyright owner, except for reproduction in daily press and regular printed publications on sale to the public within 60 days of the event related to those data/results and always provided that copyright symbol appears together as follows below.

© DORNA WSBK ORGANIZATION Srl 2024

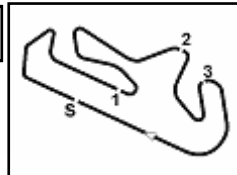

Pirelli Portuguese Round, 9–11 August 2024
Free Practices Combined Results

No.	Rider	Nat	Team	Bike	Class	FP1	FP2	Time	Gap	Rel.	Avg	LL
1	9 D. PETRUCCI	ITA	Barni Spark Racing Team	Ducati Panigale V4R	IND	1'41.307	1'40.681	1'40.681			164,194	34
2	1 A. BAUTISTA	ESP	Aruba.it Racing - Ducati	Ducati Panigale V4R		1'41.299	1'40.704	1'40.704	0.023	0.023	164,156	30
3	54 T. RAZGATLIOGLU	TUR	ROKiT BMW Motorrad WorldSBK Team	BMW M1000 RR		1'40.777	1'40.783	1'40.777	0.096	0.073	164,037	31
4	11 N. BULEGA	ITA	Aruba.it Racing - Ducati	Ducati Panigale V4R		1'45.065	1'40.811	1'40.811	0.130	0.034	163,982	16
5	77 D. AEGERTER	SUI	GYTR GRT Yamaha WorldSBK Team	Yamaha YZF R1		1'41.874	1'40.821	1'40.821	0.140	0.010	163,966	41
6	65 J. REA	GBR	Pata Prometeon Yamaha	Yamaha YZF R1		1'41.449	1'40.936	1'40.936	0.255	0.115	163,779	35
7	60 M. VAN DER MARK	NED	ROKiT BMW Motorrad WorldSBK Team	BMW M1000 RR		1'41.824	1'40.995	1'40.995	0.314	0.059	163,683	28
8	31 G. GERLOFF	USA	Bonovo Action BMW	BMW M1000 RR		1'41.168	1'41.070	1'41.070	0.389	0.075	163,562	34
9	22 A. LOWES	GBR	Kawasaki Racing Team WorldSBK	Kawasaki ZX-10RR		1'41.773	1'41.073	1'41.073	0.392	0.003	163,557	32
10	21 M. RINALDI	ITA	Team Motocorsa Racing	Ducati Panigale V4R	IND	1'41.928	1'41.099	1'41.099	0.418	0.026	163,515	31
11	97 X. VIERGE	ESP	Team HRC	Honda CBR1000 RR-R		1'41.838	1'41.112	1'41.112	0.431	0.013	163,494	33
12	7 I. LECUONA	ESP	Team HRC	Honda CBR1000 RR-R		1'41.430	1'41.119	1'41.119	0.438	0.007	163,483	31
13	45 S. REDDING	GBR	Bonovo Action BMW	BMW M1000 RR		1'42.214	1'41.268	1'41.268	0.587	0.149	163,242	34
14	47 A. BASSANI	ITA	Kawasaki Racing Team WorldSBK	Kawasaki ZX-10RR		1'42.362	1'41.391	1'41.391	0.710	0.123	163,044	33
15	29 A. IANNONE	ITA	Team GoEleven	Ducati Panigale V4R	IND	1'42.302	1'41.407	1'41.407	0.726	0.016	163,018	29
16	53 T. RABAT	ESP	Kawasaki Puccetti Racing	Kawasaki ZX-10RR	IND	1'42.697	1'41.424	1'41.424	0.743	0.017	162,991	35
17	55 A. LOCATELLI	ITA	Pata Prometeon Yamaha	Yamaha YZF R1		1'41.749	1'41.438	1'41.438	0.757	0.014	162,969	26
18	87 R. GARDNER	AUS	GYTR GRT Yamaha WorldSBK Team	Yamaha YZF R1		1'41.826	1'41.644	1'41.644	0.963	0.206	162,638	26
19	28 B. RAY	GBR	Yamaha Motoxrcing WorldSBK Team	Yamaha YZF R1	IND	1'42.176	1'41.833	1'41.833	1.152	0.189	162,336	32
20	5 P. OETTL	GER	GMT94 Yamaha	Yamaha YZF R1	IND	1'43.052	1'43.293	1'43.052	2.371	1.219	160,416	40
21	10 H. SYHRIN	MAS	JDT Racing Team	Ducati Panigale V4R	IND	1'43.910	1'43.132	1'43.132	2.451	0.080	160,292	21
22	75 I. LOPES	PDR	PETRONAS MIE Racing Honda	Honda CBR1000 RR-R	IND	1'44.399	1'43.510	1'43.510	2.829	0.378	159,706	34
23	27 A. NORRODIN	MAS	PETRONAS MIE Racing Honda	Honda CBR1000 RR-R	IND	1'44.754	1'43.958	1'43.958	3.277	0.448	159,018	32

09/08/2024

These data/results cannot be reproduced, stored and/or transmitted in whole or in part by any manner of electronic, mechanical, photocopying, recording, broadcasting or otherwise now known or herein after developed without the previous express consent by the copyright owner, except for reproduction in daily press and regular printed publications on sale to the public within 60 days of the event related to those data/results and always provided that copyright symbol appears together as follows below.

© DORNA WSBK ORGANIZATION Srl 2024



Portimao 4.592 m

Pirelli Portuguese Round, 9-11 August 2024

Best Sectors & Speed Free Practice 2nd Session

BEST LAP

1	9 D. PETRUCCI	Ducati Panigale V4R	1'40.681
2	1 A. BAUTISTA	Ducati Panigale V4R	1'40.704
3	54 T. RAZGATLIOGLU	BMW M 1000 RR	1'40.783
4	11 N. BULEGA	Ducati Panigale V4R	1'40.811
5	77 D. AEGERTER	Yamaha YZF R1	1'40.821
6	65 J. REA	Yamaha YZF R1	1'40.936
7	60 M. VAN DER MARK	BMW M 1000 RR	1'40.995
8	31 G. GERLOFF	BMW M 1000 RR	1'41.070
9	22 A. LOWES	Kawasaki ZX-10RR	1'41.073
10	21 M. RINALDI	Ducati Panigale V4R	1'41.099
11	97 X. VIERGE	Honda CBR1000 RR-R	1'41.112
12	7 I. LECUONA	Honda CBR1000 RR-R	1'41.119
13	45 S. REDDING	BMW M 1000 RR	1'41.268
14	47 A. BASSANI	Kawasaki ZX-10RR	1'41.391
15	29 A. IANNONE	Ducati Panigale V4R	1'41.407
16	53 T. RABAT	Kawasaki ZX-10RR	1'41.424
17	55 A. LOCATELLI	Yamaha YZF R1	1'41.438
18	87 R. GARDNER	Yamaha YZF R1	1'41.644
19	28 B. RAY	Yamaha YZF R1	1'41.833
20	10 H. SYHRIN	Ducati Panigale V4R	1'43.132
21	5 P. OETTL	Yamaha YZF R1	1'43.293
22	75 I. LOPES	Honda CBR1000 RR-R	1'43.510
23	27 A. NORRODIN	Honda CBR1000 RR-R	1'43.958

SPEED

1	54 T. RAZGATLIOGLU	BMW M 1000 RR	314,1
2	1 A. BAUTISTA	Ducati Panigale V4R	312,3
3	60 M. VAN DER MARK	BMW M 1000 RR	311,4
4	65 J. REA	Yamaha YZF R1	310,5
5	97 X. VIERGE	Honda CBR1000 RR-R	310,5
6	11 N. BULEGA	Ducati Panigale V4R	309,6
7	7 I. LECUONA	Honda CBR1000 RR-R	308,7
8	22 A. LOWES	Kawasaki ZX-10RR	308,7
9	9 D. PETRUCCI	Ducati Panigale V4R	308,7
10	77 D. AEGERTER	Yamaha YZF R1	307,8
11	31 G. GERLOFF	BMW M 1000 RR	307,8
12	21 M. RINALDI	Ducati Panigale V4R	307,8
13	45 S. REDDING	BMW M 1000 RR	307,0
14	29 A. IANNONE	Ducati Panigale V4R	307,0
15	47 A. BASSANI	Kawasaki ZX-10RR	305,2
16	53 T. RABAT	Kawasaki ZX-10RR	304,4
17	75 I. LOPES	Honda CBR1000 RR-R	303,5
18	28 B. RAY	Yamaha YZF R1	303,5
19	55 A. LOCATELLI	Yamaha YZF R1	303,5
20	10 H. SYHRIN	Ducati Panigale V4R	302,7
21	27 A. NORRODIN	Honda CBR1000 RR-R	301,8
22	5 P. OETTL	Yamaha YZF R1	300,2
23	87 R. GARDNER	Yamaha YZF R1	299,3

SEG. 1

1	1 A. BAUTISTA	31.487
2	60 M. VAN DER MARK	31.570
3	9 D. PETRUCCI	31.617
4	31 G. GERLOFF	31.635
5	7 I. LECUONA	31.644
6	97 X. VIERGE	31.658
7	21 M. RINALDI	31.671
8	54 T. RAZGATLIOGLU	31.695
9	45 S. REDDING	31.748
10	11 N. BULEGA	31.764
11	22 A. LOWES	31.772
12	65 J. REA	31.785
13	29 A. IANNONE	31.831
14	28 B. RAY	31.835
15	77 D. AEGERTER	31.845
16	47 A. BASSANI	31.901
17	87 R. GARDNER	31.934
18	53 T. RABAT	31.961
19	55 A. LOCATELLI	31.987
20	5 P. OETTL	32.412
21	75 I. LOPES	32.511
22	10 H. SYHRIN	32.520
23	27 A. NORRODIN	32.745

SEG. 2

1	65 J. REA	29.796
2	9 D. PETRUCCI	29.854
3	77 D. AEGERTER	29.877
4	54 T. RAZGATLIOGLU	29.941
5	31 G. GERLOFF	29.955
6	22 A. LOWES	29.960
7	45 S. REDDING	30.059
8	97 X. VIERGE	30.086
9	55 A. LOCATELLI	30.089
10	7 I. LECUONA	30.093
11	21 M. RINALDI	30.122
12	11 N. BULEGA	30.125
13	47 A. BASSANI	30.174
14	60 M. VAN DER MARK	30.188
15	1 A. BAUTISTA	30.188
16	29 A. IANNONE	30.211
17	28 B. RAY	30.247
18	53 T. RABAT	30.255
19	87 R. GARDNER	30.278
20	5 P. OETTL	30.623
21	10 H. SYHRIN	30.648
22	75 I. LOPES	30.763
23	27 A. NORRODIN	30.993

SEG. 3

1	21 M. RINALDI	21.102
2	54 T. RAZGATLIOGLU	21.144
3	9 D. PETRUCCI	21.160
4	65 J. REA	21.181
5	1 A. BAUTISTA	21.184
6	11 N. BULEGA	21.221
7	60 M. VAN DER MARK	21.225
8	7 I. LECUONA	21.267
9	53 T. RABAT	21.269
10	22 A. LOWES	21.276
11	31 G. GERLOFF	21.290
12	77 D. AEGERTER	21.316
13	47 A. BASSANI	21.323
14	97 X. VIERGE	21.324
15	45 S. REDDING	21.343
16	55 A. LOCATELLI	21.354
17	87 R. GARDNER	21.394
18	28 B. RAY	21.412
19	29 A. IANNONE	21.448
20	5 P. OETTL	21.718
21	10 H. SYHRIN	21.722
22	75 I. LOPES	21.822
23	27 A. NORRODIN	21.921

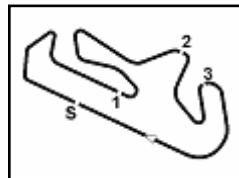
SEG. 4

1	11 N. BULEGA	17.621
2	60 M. VAN DER MARK	17.676
3	9 D. PETRUCCI	17.691
4	77 D. AEGERTER	17.721
5	29 A. IANNONE	17.729
6	1 A. BAUTISTA	17.776
7	7 I. LECUONA	17.789
8	47 A. BASSANI	17.809
9	87 R. GARDNER	17.810
10	97 X. VIERGE	17.827
11	53 T. RABAT	17.845
12	54 T. RAZGATLIOGLU	17.850
13	22 A. LOWES	17.868
14	55 A. LOCATELLI	17.886
15	65 J. REA	17.898
16	31 G. GERLOFF	17.904
17	45 S. REDDING	17.913
18	21 M. RINALDI	17.926
19	10 H. SYHRIN	17.968
20	5 P. OETTL	18.097
21	28 B. RAY	18.116
22	27 A. NORRODIN	18.176
23	75 I. LOPES	18.226

09/08/2024

These data/results cannot be reproduced, stored and/or transmitted in whole or in part by any manner of electronic, mechanical, photocopying, recording, broadcasting or otherwise now known or herein after developed without the previous express consent by the copyright owner, except for reproduction in daily press and regular printed publications on sale to the public within 60 days of the event related to those data/results and always provided that copyright symbol appears together as follows below.

© DORNA WSBK ORGANIZATION Srl 2024



Pirelli Portuguese Round, 9-11 August 2024
Ideal Times Free Practice 2nd Session

No.	Rider	Nat	Bike	Seg. 1	Seg. 2	Seg. 3	Seg. 4	Ideal Time			
				Diff. 1	Diff. 2	Diff. 3	Diff. 4	Best Lap	Pos.	Diff.	
1	9 D. PETRUCCI	ITA	Ducati Panigale V4R	31.617	29.854 +0.059	21.160 +0.022	17.691 +0.278	1'40.322	1'40.681	1	0.359
2	54 T. RAZGATLIOGLU	TUR	BMW M 1000 RR	31.695 +0.012	29.941 +0.017	21.144 +0.124	17.850	1'40.630	1'40.783	3	0.153
3	1 A. BAUTISTA	ESP	Ducati Panigale V4R	31.487 +0.016	30.188 +0.053	21.184	17.776	1'40.635	1'40.704	2	0.069
4	60 M. VAN DER MARK	NED	BMW M 1000 RR	31.570 +0.190	30.188 +0.038	21.225	17.676 +0.108	1'40.659	1'40.995	7	0.336
5	65 J. REA	GBR	Yamaha YZF R1	31.785 +0.144	29.796 +0.117	21.181	17.898 +0.015	1'40.660	1'40.936	6	0.276
6	11 N. BULEGA	ITA	Ducati Panigale V4R	31.764 +0.080	30.125	21.221	17.621	1'40.731	1'40.811	4	0.080
7	77 D. AEGERTER	SUI	Yamaha YZF R1	31.845	29.877	21.316 +0.026	17.721 +0.036	1'40.759	1'40.821	5	0.062
8	31 G. GERLOFF	USA	BMW M 1000 RR	31.635 +0.159	29.955 +0.067	21.290 +0.011	17.904 +0.049	1'40.784	1'41.070	8	0.286
9	7 I. LECUONA	ESP	Honda CBR1000 RR-R	31.644 +0.093	30.093	21.267 +0.130	17.789 +0.103	1'40.793	1'41.119	12	0.326
10	21 M. RINALDI	ITA	Ducati Panigale V4R	31.671 +0.075	30.122 +0.037	21.102 +0.166	17.926	1'40.821	1'41.099	10	0.278
11	22 A. LOWES	GBR	Kawasaki ZX-10RR	31.772 +0.126	29.960 +0.069	21.276	17.868 +0.002	1'40.876	1'41.073	9	0.197
12	97 X. VIERGE	ESP	Honda CBR1000 RR-R	31.658 +0.142	30.086 +0.013	21.324	17.827 +0.062	1'40.895	1'41.112	11	0.217
13	45 S. REDDING	GBR	BMW M 1000 RR	31.748 +0.130	30.059 +0.042	21.343	17.913 +0.033	1'41.063	1'41.268	13	0.205
14	47 A. BASSANI	ITA	Kawasaki ZX-10RR	31.901	30.174 +0.013	21.323 +0.061	17.809 +0.110	1'41.207	1'41.391	14	0.184
15	29 A. IANNONE	ITA	Ducati Panigale V4R	31.831 +0.188	30.211	21.448	17.729	1'41.219	1'41.407	15	0.188
16	55 A. LOCATELLI	ITA	Yamaha YZF R1	31.987	30.089	21.354 +0.038	17.886 +0.084	1'41.316	1'41.438	17	0.122
17	53 T. RABAT	ESP	Kawasaki ZX-10RR	31.961	30.255	21.269 +0.053	17.845 +0.041	1'41.330	1'41.424	16	0.094
18	87 R. GARDNER	AUS	Yamaha YZF R1	31.934 +0.134	30.278 +0.023	21.394	17.810 +0.071	1'41.416	1'41.644	18	0.228
19	28 B. RAY	GBR	Yamaha YZF R1	31.835	30.247	21.412 +0.123	18.116 +0.100	1'41.610	1'41.833	19	0.223
20	5 P. OETTL	GER	Yamaha YZF R1	32.412 +0.128	30.623 +0.168	21.718 +0.147	18.097	1'42.850	1'43.293	21	0.443
21	10 H. SYHRIN	MAS	Ducati Panigale V4R	32.520	30.648	21.722 +0.107	17.968 +0.167	1'42.858	1'43.132	20	0.274
22	75 I. LOPES	POR	Honda CBR1000 RR-R	32.511 +0.045	30.763	21.822 +0.029	18.226 +0.114	1'43.322	1'43.510	22	0.188
23	27 A. NORRODIN	MAS	Honda CBR1000 RR-R	32.745	30.993	21.921 +0.123	18.176	1'43.835	1'43.958	23	0.123
Overall Ideal Time				31.487	29.796	21.102	17.621	1'40.006			

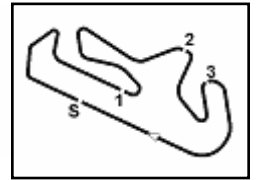
09/08/2024

These data/results cannot be reproduced, stored and/or transmitted in whole or in part by any manner of electronic, mechanical, photocopying, recording, broadcasting or otherwise now known or herein after developed without the previous express consent by the copyright owner, except for reproduction in daily press and regular printed publications on sale to the public within 60 days of the event related to those data/results and always provided that copyright symbol appears together as follows below.

© DORNA WSBK ORGANIZATION Srl 2024

FIGR PERUGIA TIMING





Pirelli Portuguese Round, 9-11 August 2024

Chronological Analysis Free Practice 2nd Session

1 / 4

1° 9 D. PETRUCCI [1'40.681]							
Lap	Seg1	Seg2	Seg3	Seg4	Lap Time	km/h	Local Time
1		31.907	22.409	18.098			
2	31.805	30.217	21.337	17.792	1'41.151	305,2	18:03'50.990
3	31.861	30.745	22.060	18.367	1'43.033	307,0	18:05'34.023
4	31.768	30.172	21.165	17.691	1'40.796	307,8	18:07'14.819
5	32.041	30.087	21.573	17.886	1'41.587C	295,3	18:08'56.406
6	31.774	30.035	21.465	17.916	1'41.190	306,1	18:10'37.596
7	34.028	31.561	22.513	18.128	1'46.230	304,4	18:12'23.826
8	31.812	30.001	21.160	17.969	1'40.942	306,1	18:14'04.768
9	31.910	30.051	21.268	17.902	1'41.131	305,2	18:15'45.899
10	31.775	30.048	21.312	17.925	1'41.060	306,1	18:17'26.959
11	39.023	36.218	23.001	39.202	2'17.444P	294,5	18:19'44.403
12	14'51.238	30.126	21.366	17.933	16'00.663P		18:35'45.066
13	31.754	29.854	21.195	17.981	1'40.784	307,8	18:37'25.850
14	31.617	29.913	21.182	17.969	1'40.681	307,0	18:39'06.531
15	35.646	34.953	25.224	19.924	1'55.747	307,8	18:41'02.278
16	32.055	30.921	27.068	18.406	1'48.450	307,8	18:42'50.728
17	31.880	30.026	21.364	17.993	1'41.263	307,8	18:44'31.991
18	31.930	30.099	21.290	18.092	1'41.411	308,7	18:46'13.402

2° 1 A. BAUTISTA [1'40.704]							
Lap	Seg1	Seg2	Seg3	Seg4	Lap Time	km/h	Local Time
1		31.719	21.766	18.029			
2	32.091	30.687	21.541	17.867	1'42.186	303,5	18:04'00.162
3	32.107	30.714	21.422	17.871	1'42.114	304,4	18:05'42.276
4	32.391	30.982	21.524	17.833	1'42.730	301,0	18:07'25.006
5	31.811	30.576	21.441	17.873	1'41.701C	310,5	18:09'06.707
6	32.082	30.506	23.239	40.597	2'06.424P	309,6	18:11'13.131
7	12'23.203	31.128	21.607	18.038	13'33.976P		18:24'47.107
8	31.909	30.378	21.443	17.891	1'41.621	308,7	18:26'28.728
9	31.965	30.415	21.354	17.990	1'41.724	310,5	18:28'10.452
10	31.919	30.316	21.360	18.047	1'41.642	309,6	18:29'52.094
11	31.577	30.529	21.290	18.083	1'41.479	310,5	18:31'33.573
12	31.786	30.523	21.550	38.159	2'02.018P	309,6	18:33'35.591
13	2'48.285	30.876	21.434	17.835	3'58.430P		18:37'34.021
14	31.503	30.241	21.184	17.776	1'40.704	310,5	18:39'14.725
15	31.487	30.188				312,3	

3° 54 T. RAZGATLIOGLU [1'40.783]							
Lap	Seg1	Seg2	Seg3	Seg4	Lap Time	km/h	Local Time
1		31.665	21.748	18.090			
2	31.960	29.941	21.259	17.877	1'41.037	310,5	18:03'51.893
3	31.695	30.261	21.258	17.947	1'41.161	314,1	18:05'33.054
4	31.850	30.092	21.627	18.007	1'41.576	312,3	18:07'14.630
5	31.932	30.049	22.555	17.995	1'42.531C	307,8	18:08'57.161
6	31.733	29.947	21.343	17.961	1'40.984	310,5	18:10'38.145
7	32.813	30.988	21.568	38.662	2'04.031P	307,8	18:12'42.176
8	7'43.091	32.051	21.977	18.339	8'55.458P		18:21'37.634
9	32.887	31.080	21.617	18.302	1'43.886	307,0	18:23'21.520
10	33.470	30.925	21.736	18.126	1'44.257	305,2	18:25'05.777
11	31.865	30.090	21.144	17.856	1'40.955	308,7	18:26'46.732
12	31.816	30.029	46.810	18.265	2'06.920	308,7	18:28'53.652
13	31.707	29.958	21.268	17.850	1'40.783	308,7	18:30'34.435
14	32.072	29.969	21.291	18.056	1'41.388	310,5	18:32'15.823
15	31.847	30.280	26.131	20.603	1'48.861	307,8	18:34'04.684
16	54.895	49.802			3'21.885P	301,8	18:37'26.569

4° 11 N. BULEGA [1'40.811]							
Lap	Seg1	Seg2	Seg3	Seg4	Lap Time	km/h	Local Time
1		33.264	22.161	17.874			
2	32.804	30.775	21.604	17.839	1'43.022	302,7	18:05'03.704

3	32.299	32.287	21.834	17.798	1'44.218	308,7	18:06'47.922
4	32.295	30.769	21.687	17.772	1'42.523C	307,8	18:08'30.445
5	32.185	30.530	21.670	17.877	1'42.262	308,6	18:10'12.707
6	32.037	30.686	21.746	42.137	2'06.606P	308,7	18:12'19.313
7	13'46.626	31.519	21.667	17.950	14'57.762P		18:27'17.075
8	32.051	30.297	21.518	17.774	1'41.640	307,0	18:28'58.715
9	31.885	30.712	21.397	17.781	1'41.775	308,7	18:30'40.490
10	31.764	30.500	21.325	17.693	1'41.282	307,0	18:32'21.772
11	31.902	30.204	21.389	17.712	1'41.207	307,0	18:34'02.979
12	31.877	30.226	21.423	17.707	1'41.233	307,8	18:35'44.212
13	35.974	32.764	25.038	39.784	2'13.560P	307,0	18:37'57.772
14	3'23.741	32.073	26.989	20.778	4'43.581CP		18:42'41.353
15	32.378	30.289	21.500	17.798	1'41.965	295,3	18:44'23.318
16	31.844	30.125	21.221	17.621	1'40.811	307,0	18:46'04.129

5° 77 D. AEGERTER [1'40.821]							
Lap	Seg1	Seg2	Seg3	Seg4	Lap Time	km/h	Local Time
1		32.961	22.335	18.050			
2	32.636	30.337	21.872	17.835	1'42.680	289,0	18:04'01.520
3	32.048	31.570	21.689	18.248	1'43.555	285,9	18:05'45.075
4	32.305	30.102	21.432	17.773	1'41.612	296,9	18:07'26.687
5	32.103	30.632	21.316	17.773	1'41.824C	295,3	18:09'08.511
6	32.076	30.217	21.516	17.825	1'41.634	304,4	18:10'50.145
7	31.920	30.092	21.369	17.822	1'41.203	303,5	18:12'31.348
8	31.919	29.987	21.408	17.828	1'41.142	305,2	18:14'12.490
9	32.122	30.081	21.420	17.996	1'41.619	304,4	18:15'54.109
10	32.106	30.041	21.366	17.903	1'41.416	302,7	18:17'35.525
11	31.913	30.241	21.491	17.832	1'41.477	304,4	18:19'17.002
12	32.308	39.186	25.088	20.295	1'56.877	303,5	18:21'13.879
13	32.160	33.524	22.881	18.584	1'47.149	301,0	18:23'01.028
14	32.179	30.093	21.384	17.796	1'41.452	299,3	18:24'42.480
15	32.384	30.342	27.111	39.646	2'09.483P	296,9	18:26'51.963
16	8'15.303	34.229	22.468	18.116	9'30.116P		18:36'22.079
17	32.098	30.264	22.175	18.178	1'42.715C	303,5	18:38'04.794
18	32.027	29.956	21.395	17.785	1'41.163	307,8	18:39'45.957
19	36.512	32.922	23.486	18.054	1'50.974C	307,8	18:41'36.931
20	31.845	29.877	21.342	17.757	1'40.821	307,8	18:43'17.752
21	31.982	30.063	21.363	17.721	1'41.129	307,0	18:44'58.881
22	31.952	30.187	21.591	17.922	1'41.652	307,0	18:46'40.533

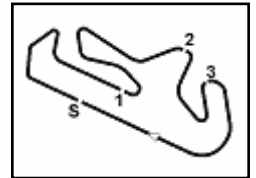
6° 65 J. REA [1'40.936]							
Lap	Seg1	Seg2	Seg3	Seg4	Lap Time	km/h	Local Time
1		31.459	22.170	18.087			
2	32.589	30.343	21.778	17.991	1'42.701	303,5	18:04'01.287
3	32.099	30.987	21.451	18.018	1'42.555	306,1	18:05'43.842
4	32.093	30.324	21.825	18.144	1'42.386	304,4	18:07'26.228
5	33.217	31.461	23.805	18.168	1'46.651C	307,8	18:09'12.879
6	32.093	30.227	21.428	17.918	1'41.666	305,2	18:10'54.545
7	32.097	30.236	21.460	18.079	1'41.872	305,2	18:12'36.417
8	32.252	30.070	22.322	18.437	1'43.081	303,5	18:14'19.498
9	32.070	30.114	21.470	18.132	1'41.786	302,7	18:16'01.284
10	33.759	31.840	22.065	37.707	2'05.371P	303,5	18:18'06.655
11	7'39.461	30.753	21.500	18.148	8'49.862P		18:26'56.517
12	32.133	30.182	21.431	18.030	1'41.776	304,4	18:28'38.293
13	32.059	30.170	21.276	18.063	1'41.568	304,4	18:30'19.861
14	31.991	30.163	23.469	38.084	2'03.707P	303,5	18:32'23.568
15	4'28.826	31.388	22.231	18.026	5'40.471CP		18:38'04.039
16	31.942	29.796	21.556	17.898	1'41.192	307,8	18:39'45.231
17	35.157	30.591	21.422	18.171	1'45.341	310,5	18:41'30.572
18	31.929	29.913	21.181	17.913	1'40.936	303,5	18:43'11.508
19	31.907	29.989	21.402	18.146	1'41.444	303,5	18:44'52.952
20	31.785	30.193	21.780	18.472	1'42.230	304,4	18:46'35.182

09/08/2024

P = Pits In/Out - C = Lap Time Cancelled

These data/results cannot be reproduced, stored and/or transmitted in whole or in part by any manner of electronic, mechanical, photocopying, recording, broadcasting or otherwise now known or herein after developed without the previous express consent by the copyright owner, except for reproduction in daily press and regular printed publications on sale to the public within 60 days of the event related to those data/results and always provided that copyright symbol appears together as follows below.

© DORNA WSBK ORGANIZATION Srl 2024



7° 60 M. VAN DER MARK [1'40.995]								10° 21 M. RINALDI [1'41.099]							
Lap	Seg1	Seg2	Seg3	Seg4	Lap Time	km/h	Local Time	Lap	Seg1	Seg2	Seg3	Seg4	Lap Time	km/h	Local Time
1		34.667	22.562	17.975				1		35.487	21.948	18.310			
2	32.075	30.393	21.452	17.813	1'41.733	299,3	18:03'46.455	2	32.678	31.016	21.768	18.094	1'43.556	299,3	18:04'08.601
3	32.254	30.267	21.417	17.870	1'41.808	302,7	18:05'28.263	3	32.157	30.531	21.444	18.087	1'42.219	302,7	18:05'50.820
4	32.097	30.188	21.404	17.921	1'41.610	301,0	18:07'09.873	4	32.341	30.567	21.479	18.157	1'42.544	301,8	18:07'33.364
5	32.060	30.419	21.417	18.019	1'41.915C	300,2	18:08'51.788	5	32.035	30.655	21.660	17.894	1'42.244C	307,0	18:09'15.608
6	32.257	30.247	21.372	28.735	1'52.611	299,3	18:10'44.399	6	31.891	33.364	22.249	18.249	1'45.753	302,7	18:11'01.361
7	36.214	32.191	21.468	18.103	1'47.976	256,2	18:12'32.375	7	31.951	30.453	21.537	18.200	1'42.141	306,1	18:12'43.502
8	32.004	32.038	22.476	39.459	2'05.977P	307,0	18:14'38.352	8	31.927	30.400	21.371	18.093	1'41.791	304,4	18:14'25.293
9	10'48.258	31.506	23.413	18.377	12'01.554P		18:26'39.906	9	31.904	30.236	21.301	18.023	1'41.464	304,4	18:16'06.757
10	32.141	30.270	21.415	17.890	1'41.716	303,5	18:28'21.622	10	35.273	33.036	23.475	40.402	2'12.186P	289,0	18:18'18.943
11	32.073	30.248	21.429	18.032	1'41.782	305,2	18:30'03.404	11	9'20.495	31.594	22.972	18.373	10'33.434P		18:28'52.377
12	31.971	30.398	22.864	41.317	2'06.550P	302,7	18:32'09.954	12	31.960	30.349	21.347	18.037	1'41.693	304,4	18:30'34.070
13	4'37.840	33.999	25.358	17.991	5'55.188CP		18:38'05.142	13	31.724	39.042	21.686	18.322	1'50.774	305,2	18:32'24.844
14	31.570	30.298	21.462	17.676	1'41.006	307,0	18:39'46.148	14	31.798	30.242	21.102	18.004	1'41.146	306,1	18:34'05.990
15	35.437	33.102	23.363	17.975	1'49.877C	311,4	18:41'36.025	15	31.746	30.159	21.268	17.926	1'41.099	306,1	18:35'47.089
16	31.760	30.226	21.225	17.784	1'40.995	304,4	18:43'17.020	16	31.671	30.122				307,8	
17	32.041	30.340	21.337	17.796	1'41.514	302,7	18:44'58.534								
18	31.824	30.350	21.479	17.901	1'41.554	306,1	18:46'40.088								

8° 31 G. GERLOFF [1'41.070]								11° 97 X. VIERGE [1'41.112]							
Lap	Seg1	Seg2	Seg3	Seg4	Lap Time	km/h	Local Time	Lap	Seg1	Seg2	Seg3	Seg4	Lap Time	km/h	Local Time
1		32.204	22.333	18.547				1		32.529	23.828	20.145			
2	32.460	30.946	21.744	18.241	1'43.391	307,8	18:03'41.037	2	32.100	30.253	21.638	17.827	1'41.818	289,0	18:03'52.961
3	32.488	30.339	21.880	18.181	1'42.888	307,8	18:05'23.925	3	32.326	30.460	21.520	17.985	1'42.291	295,3	18:05'35.252
4	56.745	31.499	22.197	18.613	15'49.652	306,1	18:21'13.577	4	32.061	30.468	21.523	17.942	1'41.994	303,5	18:07'17.246
5	31.917	33.805	21.921	18.064	1'45.707	307,0	18:22'59.284	5	32.196	30.467	21.468	17.902	1'42.033C	301,8	18:08'59.279
6	31.896	30.233	21.290	17.912	1'41.331	306,1	18:24'40.615	6	32.215	30.817	24.968	45.559	2'13.559P	298,5	18:11'12.838
7	31.794	30.022	21.301	17.953	1'41.070	306,1	18:26'21.685	7	10'12.830	34.480	22.348	18.405	11'28.063P		18:22'40.901
8	31.796	29.955	21.430	18.157	1'41.338	307,0	18:28'03.023	8	32.228	30.693	21.799	18.085	1'42.805	303,5	18:24'23.706
9	31.814	30.108	21.438	18.036	1'41.396	307,8	18:29'44.419	9	32.042	30.561	21.699	18.033	1'42.335	307,0	18:26'06.041
10	32.159	30.085	24.243	18.118	1'44.605	306,1	18:31'29.024	10	32.065	30.308	21.740	18.078	1'42.191	303,5	18:27'48.232
11	31.973	30.401	21.453	39.377	2'03.204P	306,1	18:33'32.228	11	32.133	30.364	21.931	18.374	1'42.802	307,8	18:29'31.034
12	5'25.097	30.979	21.666	17.971	6'35.713P		18:40'07.941	12	32.155	30.512	21.580	38.939	2'03.186P	307,8	18:31'34.220
13	31.635	29.988	21.310	17.937	1'40.870C	307,0	18:41'48.811	13	6'26.613	30.883	24.711	18.946	7'41.153P		18:39'15.373
14	31.657	30.156	21.394	17.954	1'41.161	306,1	18:43'29.972	14	31.658	36.486	22.050	18.037	1'48.231	308,7	18:41'03.604
15	31.866	30.213	21.376	17.904	1'41.359	307,0	18:45'11.331	15	31.800	30.099	21.324	17.889	1'41.112	307,8	18:42'44.716
								16	31.866	30.086	21.480	17.958	1'41.390	309,6	18:44'26.106
								17	31.791	30.273	21.437	17.883	1'41.384	310,5	18:46'07.490

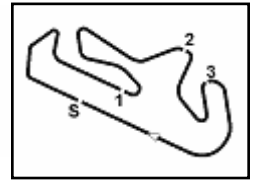
9° 22 A. LOWES [1'41.073]								12° 7 I. LECUONA [1'41.119]							
Lap	Seg1	Seg2	Seg3	Seg4	Lap Time	km/h	Local Time	Lap	Seg1	Seg2	Seg3	Seg4	Lap Time	km/h	Local Time
1		31.292	21.799	18.141				1		31.668	21.762	17.922			
2	31.946	30.268	21.358	18.001	1'41.573	302,7	18:04'19.650	2	32.203	30.325	21.525	17.974	1'42.027	300,2	18:03'45.674
3	31.898	30.029	21.276	17.870	1'41.073	305,2	18:06'00.723	3	32.110	30.345	21.306	17.898	1'41.659	304,4	18:05'27.333
4	31.986	30.041	21.426	17.970	1'41.423C	301,8	18:07'42.146	4	31.897	37.143	21.453	17.843	1'48.336	303,5	18:07'15.669
5	31.795	30.289	21.388	17.868	1'41.340	303,5	18:09'23.486	5	32.372	30.337	21.478	17.886	1'42.073C	308,7	18:08'57.742
6	31.878	30.216	21.355	17.960	1'41.409	303,5	18:11'04.895	6	31.969	31.073	23.862	38.732	2'05.636P	301,8	18:11'03.378
7	31.856	30.326	21.316	18.009	1'41.507	305,2	18:12'46.402	7	5'13.123	32.108	21.424	17.789	6'24.444P		18:17'27.822
8	31.965	29.989	27.682	18.804	1'48.440	303,5	18:14'34.842	8	31.644	35.605	21.520	17.828	1'46.597	306,1	18:19'14.419
9	31.916	30.296	21.339	18.060	1'41.611	302,7	18:16'16.453	9	31.933	30.193	21.292	17.892	1'41.310	305,2	18:20'55.729
10	31.836	30.027	21.458	18.058	1'41.379	301,8	18:17'57.832	10	31.830	30.501	22.930	39.019	2'04.280P	304,4	18:23'00.009
11	31.840	30.019	21.543	18.126	1'41.528	303,5	18:19'39.360	11	12'37.918	30.741	21.396	17.942	13'47.997P		18:36'48.006
12	31.974	30.132	21.360	18.015	1'41.481	305,2	18:21'20.841	12	31.762	30.341	21.283	17.801	1'41.187	304,4	18:38'29.193
13	31.892	36.982	21.641	18.368	1'48.883	305,2	18:23'09.724	13	31.737	30.093	21.397	17.892	1'41.119	306,1	18:40'10.312
14	32.060	30.188	21.357	18.180	1'41.785	304,4	18:24'51.509	14	31.757	30.866	28.251	18.000	1'48.874C	306,1	18:41'59.186
15	34.690	34.448	22.705	40.055	2'11.898P	299,3	18:27'03.407	15	31.744	30.312	21.267	17.853	1'41.176	306,1	18:43'40.362
16	9'48.042	31.815	22.038	18.342	11'00.237CP		18:38'03.644	16	31.826	30.306	24.621	19.243	1'45.996	307,8	18:45'26.358
17	31.965	30.076	21.527	17.943	1'41.511	299,3	18:39'45.155								
18	38.487	30.596	22.833	18.217	1'50.133C	306,1	18:41'35.288								
19	31.899	30.043	21.620	17.971	1'41.533	308,7	18:43'16.821								
20	31.772	29.960	21.575	17.998	1'41.305	305,2	18:44'58.126								
21	31.941	30.075	21.372	17.904	1'41.292	300,2	18:46'39.418								

13° 45 S. REDDING [1'41.268]							
Lap	Seg1	Seg2	Seg3	Seg4	Lap Time	km/h	Local Time
1			31.694	22.071	18.182		
2	32.396	30.410	26.109	18.233	1'47.148	299,3	18:03'50.147
3	32.248	30.509	21.470	17.913	1'42.140	302,7	18:05'32.287

09/08/2024 P = Pits In/Out - C = Lap Time Cancelled

These data/results cannot be reproduced, stored and/or transmitted in whole or in part by any manner of electronic, mechanical, photocopying, recording, broadcasting or otherwise now known or herein after developed without the previous express consent by the copyright owner, except for reproduction in daily press and regular printed publications on sale to the public within 60 days of the event related to those data/results and always provided that copyright symbol appears together as follows below.

© DORNA WSBK ORGANIZATION Srl 2024



Portimao 4.592 m

Pirelli Portuguese Round, 9-11 August 2024
Chronological Analysis Free Practice 2nd Session

3 / 4

4	34.180	30.729	22.995	18.122	1'46.026	296,9	18:07'18.313	4	32.460	30.733	22.073	17.883	1'43.149	295,3	18:07'14.771
5	32.204	42.898	22.354	17.918	1'55.374C	300,2	18:09'13.687	5	32.352	30.449	21.736	17.941	1'42.478C	301,0	18:08'57.249
6	32.816	30.538	23.110	41.494	2'07.358P	303,5	18:11'21.045	6	32.138	30.902	26.390	24.005	1'53.435	291,3	18:10'50.684
7	10'25.481	32.545	22.976	18.024	1'13'39.026P		18:23'00.071	7	32.331	39.105	25.914	18.602	1'55.952	297,7	18:12'46.636
8	32.191	30.438	21.505	18.048	1'42.182	299,3	18:24'42.253	8	32.298	30.430	21.513	18.245	1'42.486	292,9	18:14'29.122
9	32.009	30.417	21.730	18.053	1'42.209	304,4	18:26'24.462	9	32.397	30.733	24.001	20.770	1'47.901	298,5	18:16'17.023
10	31.876	42.824	22.394	18.135	1'55.229	304,4	18:28'19.691	10	32.279	30.620	21.539	18.123	1'42.561	301,8	18:17'59.584
11	32.002	30.414	26.587	21.135	1'50.138	303,5	18:30'09.829	11	35.604	32.127	23.866	40.789	2'12.386P	302,7	18:20'11.970
12	31.960	30.397	21.420	18.242	1'42.019	303,5	18:31'51.848	12	13'55.766	31.233	21.839	18.013	15'06.851P		18:35'18.821
13	40.864	32.985	23.007	39.867	2'16.723P	276,4	18:34'08.571	13	32.263	30.552	21.387	18.010	1'42.212	299,3	18:37'01.033
14	4'54.958	30.838	21.662	18.088	6'05.546P		18:40'14.117	14	32.112	30.401	21.495	18.112	1'42.120	300,2	18:38'43.153
15	31.748	30.359	21.878	18.076	1'42.061C	305,2	18:41'56.178	15	37.862	43.557	33.209	20.906	2'15.534	301,0	18:40'58.687
16	31.892	30.059	21.420	17.974	1'41.345	305,2	18:43'37.523	16	32.257	30.350	21.281	17.845	1'41.733	296,1	18:42'40.420
17	31.878	30.101	21.343	17.946	1'41.268	307,0	18:45'18.791	17	32.034	30.466	21.269	17.878	1'41.647	295,3	18:44'22.067
								18	31.961	30.255	21.322	17.886	1'41.424	304,4	18:46'03.491

14° 47 A. BASSANI [1'41.391]							
Lap	Seg1	Seg2	Seg3	Seg4	Lap Time	km/h	Local Time
1		31.257	21.763	18.015			
2	32.172	30.174	21.388	17.809	1'41.543	285,2	18:04'19.703
3	32.223	30.202	21.386	17.959	1'41.770	290,5	18:06'01.473
4	32.065	30.198	21.467	17.844	1'41.574C	298,5	18:07'43.047
5	31.932	30.450	21.487	17.942	1'41.811	304,4	18:09'24.858
6	33.963	32.055	22.492	39.112	2'07.622P	296,9	18:11'32.480
7	5'19.422	31.443	22.215	18.159	6'31.239P		18:18'03.719
8	32.017	30.402	21.372	17.873	1'41.664	302,7	18:19'45.383
9	32.062	30.223	21.323	17.929	1'41.537	303,5	18:21'26.920
10	32.022	30.396	21.397	17.990	1'41.805	304,4	18:23'08.725
11	34.041	32.510	23.109	18.405	1'48.065	291,3	18:24'56.790
12	32.055	30.640	21.622	18.095	1'42.412	305,2	18:26'39.202
13	32.247	30.450	23.395	39.252	2'05.344P	301,8	18:28'44.546
14	9'16.801	31.390	24.258	18.695	10'31.144P		18:39'15.690
15	32.098	30.502	22.040	17.955	1'42.595	297,7	18:40'58.285
16	32.024	30.344	21.394	18.038	1'41.800	302,7	18:42'40.085
17	31.901	30.187	21.384	17.919	1'41.391	303,5	18:44'21.476
18	32.054	30.258	21.503	18.113	1'41.928	304,4	18:46'03.404

17° 55 A. LOCATELLI [1'41.638]							
Lap	Seg1	Seg2	Seg3	Seg4	Lap Time	km/h	Local Time
1		31.680	21.978	18.165			
2	32.355	30.285	21.541	17.944	1'42.125	296,9	18:04'05.470
3	32.257	30.383	21.581	18.028	1'42.249	302,7	18:05'47.719
4	32.095	30.617	21.912	18.842	1'52.453	302,7	18:25'11.172
5	31.987	30.089	21.392	17.970	1'41.438	301,0	18:26'52.610
6	32.239	30.258	24.989	18.946	1'46.432	303,5	18:28'39.042
7	32.019	30.277	21.354	17.902	1'41.552	299,3	18:30'20.594
8	32.084	30.207	21.482	18.175	1'41.948	303,5	18:32'02.542
9	32.009	30.103	21.687	17.989	1'41.788	301,8	18:33'44.330
10	32.083	30.205	21.574	18.050	1'41.912	303,5	18:35'26.242
11	34.747	31.849	22.454	38.184	2'07.234P	294,5	18:37'33.476
12	4'50.733	31.696	21.527	18.222	6'02.178P		18:43'35.654
13	32.166	30.094	21.434	17.886	1'41.580	303,5	18:45'17.234

18° 87 R. GARDNER [1'41.644]							
Lap	Seg1	Seg2	Seg3	Seg4	Lap Time	km/h	Local Time
1		31.341	22.886	17.949			
2	32.306	30.352	21.659	17.810	1'42.127	294,5	18:04'01.682
3	32.204	33.768	22.839	18.042	1'46.853	288,2	18:05'48.535
4	32.068	30.301	21.394	17.881	1'41.644	298,5	18:07'30.179
5	33.612	34.295	23.122	38.537	2'09.566CP	298,5	18:09'39.745
6	6'09.706	31.518	22.473	18.337	7'22.034P		18:17'01.779
7	31.934	30.285	21.896	18.002	1'42.117	299,3	18:18'43.896
8	41.949	30.803	22.612	18.149	1'53.513	297,7	18:20'37.409
9	32.188	30.278	21.422	17.949	1'41.837	298,5	18:22'19.246
10						287,4	

19° 28 B. RAY [1'41.833]							
Lap	Seg1	Seg2	Seg3	Seg4	Lap Time	km/h	Local Time
1		33.664	26.518	18.622			
2	32.978	30.988	22.155	18.238	1'44.359	296,9	18:03'57.047
3	32.435	30.438	21.864	18.251	1'42.988	301,0	18:05'40.035
4	32.286	30.477	21.637	18.168	1'42.568	300,2	18:07'22.603
5	31.976	33.788	26.751	18.164	1'50.679C	301,8	18:09'13.282
6	32.088	30.486	21.450	18.150	1'42.174	301,8	18:10'55.456
7	32.954	33.909	21.995	40.117	2'08.975P	303,5	18:13'04.431
8	13'37.496	31.835	23.045	18.846	14'51.222P		18:27'55.653
9	32.531	30.769	22.365	18.402	1'44.067	296,1	18:29'39.720
10	32.123	30.455	21.641	18.299	1'42.518	298,5	18:31'22.238
11	32.216	30.404	21.700	18.210	1'42.530	297,7	18:33'04.768
12	33.550	31.814	22.883	39.365	2'07.612P	299,3	18:35'12.380
13	4'30.206	31.819	22.142	18.420	5'42.587P		18:40'54.967
14	32.024	30.461	21.412	18.116	1'42.013	300,2	18:42'36.980
15	31.835	30.247	21.535	18.216	1'41.833	301,8	18:44'18.813
16	31.896	31.112	22.194	18.293	1'43.495	301,0	18:46'02.308

15° 29 A. IANNONE [1'41.407]							
Lap	Seg1	Seg2	Seg3	Seg4	Lap Time	km/h	Local Time
1		34.878	22.853	17.891			
2	32.743	30.803	21.700	17.843	1'43.089	296,1	18:05'04.138
3	32.093	32.516	21.657	17.821	1'44.087	299,3	18:06'48.225
4	32.315	30.615	21.720	17.783	1'42.433C	292,1	18:08'30.658
5	32.243	30.608	21.545	17.787	1'42.183	291,3	18:10'12.841
6	32.422	30.354	21.744	18.020	1'42.540	301,0	18:11'55.381
7	38.808	33.582	21.937	18.203	1'52.530	307,0	18:13'47.911
8	32.264	30.697	21.945	18.014	1'42.920	301,0	18:15'30.831
9	32.344	30.567	21.652	18.004	1'42.567	304,4	18:17'13.398
10	36.134	33.855	23.583	40.866	2'14.438P	292,9	18:19'27.836
11	7'19.170	35.777	22.745	18.146	8'35.838P		18:28'03.674
12	31.999	30.674	21.480	17.931	1'42.084	299,3	18:29'45.758
13	32.043	30.297	21.636	18.065	1'42.041	303,5	18:31'27.799
14	34.828	31.117	24.411	18.315	1'48.671	306,1	18:33'16.470
15	32.407	32.386	22.169	39.345	2'06.307P	306,1	18:35'22.777
16	4'25.788	31.053	24.673	20.615	5'42.129P		18:41'04.906
17	31.831	30.690	26.945	18.186	1'47.652	302,7	18:42'52.558
18	32.019	30.211	21.448	17.729	1'41.407	301,8	18:44'33.965
19	32.005	36.260	23.150	18.030	1'49.445	300,2	18:46'23.410

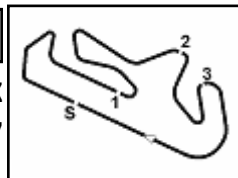
16° 53 T. RABAT [1'41.424]							
Lap	Seg1	Seg2	Seg3	Seg4	Lap Time	km/h	Local Time
1		31.334	26.203	18.594			
2	32.475	31.079	21.660	18.055	1'43.269	297,7	18:03'48.659
3	32.485	30.989	21.472	18.017	1'42.963	289,7	18:05'31.622

09/08/2024 P = Pits In/Out - C = Lap Time Cancelled

These data/results cannot be reproduced, stored and/or transmitted in whole or in part by any manner of electronic, mechanical, photocopying, recording, broadcasting or otherwise now known or herein after developed without the previous express consent by the copyright owner, except for reproduction in daily press and regular printed publications on sale to the public within 60 days of the event related to those data/results and always provided that copyright symbol appears together as follows below.

© DORNA WSBK ORGANIZATION Srl 2024





Portimao 4.592 m

Pirelli Portuguese Round, 9-11 August 2024

Best Laps & Speeds

No.	Rider Bike	Nat	Best Lap		FP1		FP2												
			LL	SPD	LL	SPD	LL	SPD											
1	9 D. PETRUCCI Ducati Panigale V4R	ITA	1'40.681 34 313,2		1'41.307 17 313,2		1'40.681 17 308,7												
2	1 A. BAUTISTA Ducati Panigale V4R	ESP	1'40.704 30 312,3		1'41.299 17 310,5		1'40.704 13 312,3												
3	54 T. RAZGATLIOGLU BMW M 1000 RR	TUR	1'40.777 31 319,6		1'40.777 16 319,6		1'40.783 15 314,1												
4	11 N. BULEGA Ducati Panigale V4R	ITA	1'40.811 16 309,6		1'45.065 1 299,3		1'40.811 15 309,6												
5	77 D. AEGERTER Yamaha YZF R1	SUI	1'40.821 41 308,7		1'41.874 20 308,7		1'40.821 21 307,8												
6	65 J. REA Yamaha YZF R1	GBR	1'40.936 35 310,5		1'41.449 16 308,7		1'40.936 19 310,5												
7	60 M. VAN DER MARK BMW M 1000 RR	NED	1'40.995 28 315,0		1'41.824 11 315,0		1'40.995 17 311,4												
8	31 G. GERLOFF BMW M 1000 RR	USA	1'41.070 34 316,8		1'41.168 20 316,8		1'41.070 14 307,8												
9	22 A. LOWES Kawasaki ZX-10RR	GBR	1'41.073 32 308,7		1'41.773 12 308,7		1'41.073 20 308,7												
10	21 M. RINALDI Ducati Panigale V4R	ITA	1'41.099 31 308,7		1'41.928 17 308,7		1'41.099 14 307,8												
11	97 X. VIERGE Honda CBR1000 RR-R	ESP	1'41.112 33 310,5		1'41.838 17 310,5		1'41.112 16 310,5												
12	7 I. LECUONA Honda CBR1000 RR-R	ESP	1'41.119 31 308,7		1'41.430 16 307,8		1'41.119 15 308,7												
13	45 S. REDDING BMW M 1000 RR	GBR	1'41.268 34 309,6		1'42.214 18 309,6		1'41.268 16 307,0												
14	47 A. BASSANI Kawasaki ZX-10RR	ITA	1'41.391 33 306,1		1'42.362 16 306,1		1'41.391 17 305,2												
15	29 A. IANNONE Ducati Panigale V4R	ITA	1'41.407 29 309,6		1'42.302 11 309,6		1'41.407 18 307,0												
16	53 T. RABAT Kawasaki ZX-10RR	ESP	1'41.424 35 305,2		1'42.697 18 305,2		1'41.424 17 304,4												
17	55 A. LOCATELLI Yamaha YZF R1	ITA	1'41.438 26 308,7		1'41.749 14 308,7		1'41.438 12 303,5												
18	87 R. GARDNER Yamaha YZF R1	AUS	1'41.644 26 307,0		1'41.826 18 307,0		1'41.644 8 299,3												
19	28 B. RAY Yamaha YZF R1	GBR	1'41.833 32 306,1		1'42.176 17 306,1		1'41.833 15 303,5												
20	5 P. OETTL Yamaha YZF R1	GER	1'43.052 40 305,2		1'43.052 20 305,2		1'43.293 20 300,2												
21	10 H. SYHRIN Ducati Panigale V4R	MAS	1'43.132 21 302,7		1'43.910 11 301,8		1'43.132 10 302,7												
22	75 I. LOPES Honda CBR1000 RR-R	POR	1'43.510 34 305,2		1'44.399 16 305,2		1'43.510 18 303,5												
23	27 A. NORRODIN Honda CBR1000 RR-R	MAS	1'43.958 32 301,8		1'44.754 15 300,2		1'43.958 17 301,8												

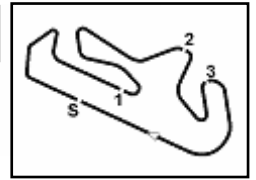
09/08/2024

These data/results cannot be reproduced, stored and/or transmitted in whole or in part by any manner of electronic, mechanical, photocopying, recording, broadcasting or otherwise now known or herein after developed without the previous express consent by the copyright owner, except for reproduction in daily press and regular printed publications on sale to the public within 60 days of the event related to those data/results and always provided that copyright symbol appears together as follows below.

© DORNA WSBK ORGANIZATION Srl 2024

FICR PERUGIA TIMING



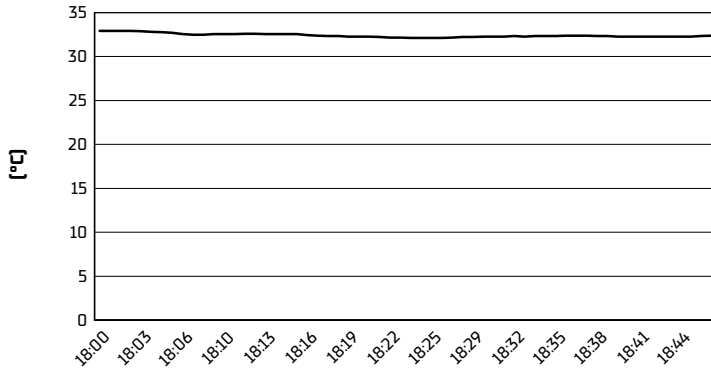


Portimao 4.592 m

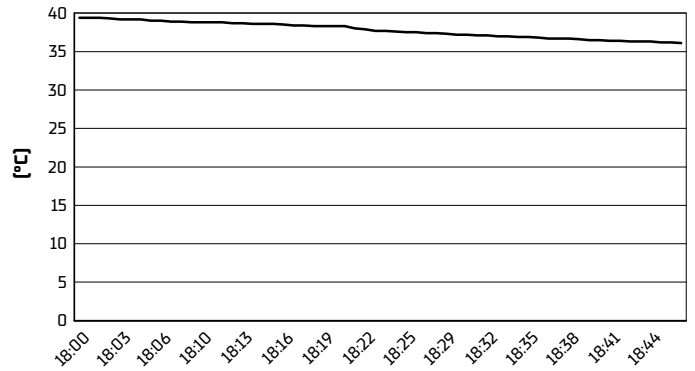
Pirelli Portuguese Round, 9-11 August 2024
Weather Report Free Practice 2nd Session

Session started 18:00 - Session ended 18:47

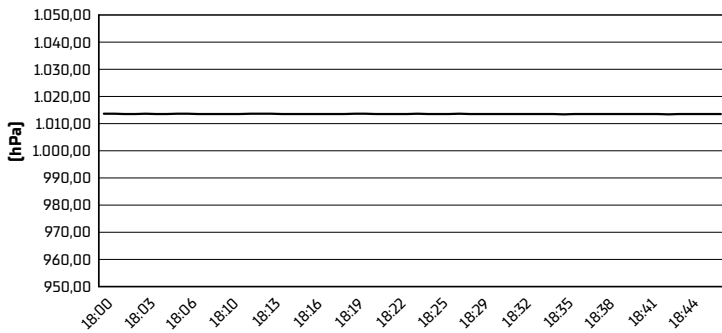
Air Temperature



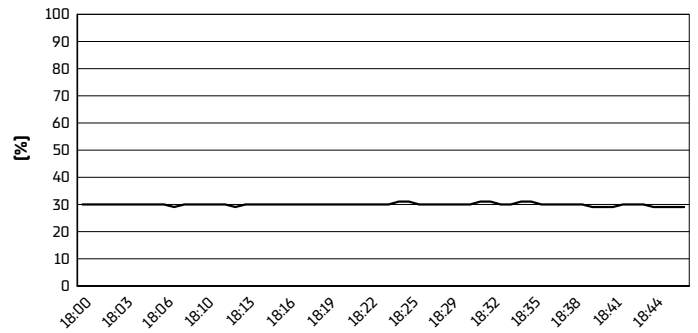
Track Temperature



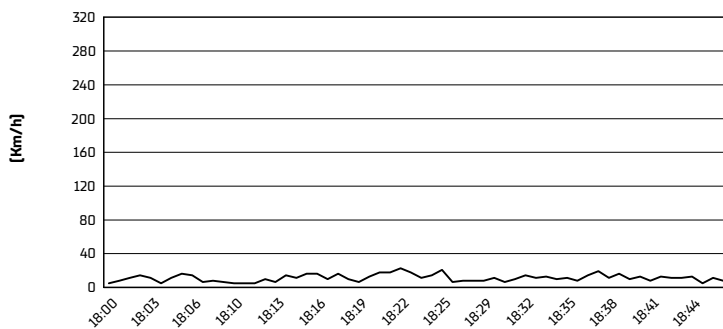
Air Pressure



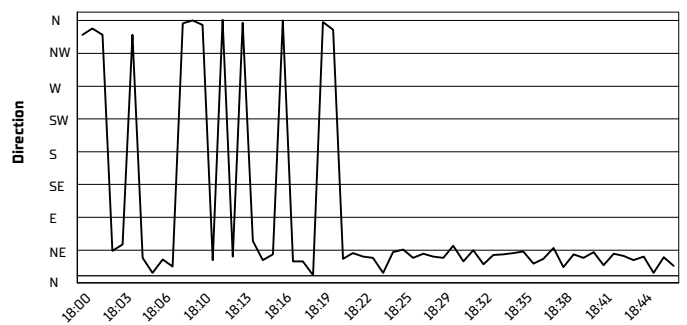
Humidity



Wind Speed



Wind Direction



09/08/2024

These data/results cannot be reproduced, stored and/or transmitted in whole or in part by any manner of electronic, mechanical, photocopying, recording, broadcasting or otherwise now known or herein after developed without the previous express consent by the copyright owner, except for reproduction in daily press and regular printed publications on sale to the public within 60 days of the event related to those data/results and always provided that copyright symbol appears together as follows below.

© DORNA WSBK ORGANIZATION Srl 2024